


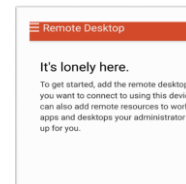
ASFC Remote Desktop App Guide

Connecting to Remote Desktop via App (iPhone/Android/Tablet)

1. Download Microsoft RD Client from respective App store

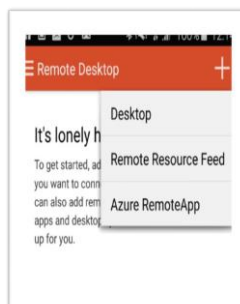


2. After opening the application, you will be presented with the following screen. Tap the + icon in the top right corner.



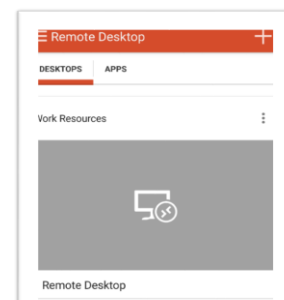
following screen.

3. The following options will appear. Tap **Remote Resource Feed**.



4. In the popup box that appears, in the **email or url** enter **portal.asfc.ac.uk**. Click Done
5. Tap **Choose user account** and then tap **Add user account**.
6. In the popup box. Enter your Ashton Sixth Form College login details in the following format:
User name: email address (eg@asfc.ac.uk)
Password: password
7. Tap save.
8. Tap Find Feed.
9. Tap Desktops.
10. The following will now be displayed.

Tap the **Remote Desktop** icon to load into your remote desktop.



To exit click on the windows icon, Then your login and log out.